





























Probes and Accessories

Type	Model	Picture	Specifications
Passive Probe	PB470 PP510 PP215 PP430		PB470, 70 MHz bandwidth PP510, 100 MHz bandwidth PP215, 200 MHz bandwidth PP430, 300 MHz bandwidth 1 X/10 X decay, 1 M/10 Mohm, 300 V/600 V
	PB925		Bandwidth 250 MHz, fixed 10X decay, the rise time of about 1.2 ns, input capacitance: 16 pF, compensation range: 10 pF-35 pF, input impedance 10 MΩ, length 120 cm, safe voltage levels: CAT II 1000 V, CAT III 600 V
	PB830		Bandwidth 300 MHz, fixed 10 X decay, the rise time of about 1 ns, input capacitance: 16 pF, compensation range: 10 pF-20 pF, input impedance 10 MΩ, length 140 cm, safe voltage levels: CAT II 1000 V, CAT III 600 V
Current Probe	CP4020		Bandwidth : 100 KHz; Maximum continuous current 20 Arms; Peak current 60 A; Switching ratio: 50 mV/A; 5 mV/A; DC measurement accuracy: 50 mV/A (0.4 A-10 ApK) ± 2%; 5 mV/A (1 A-60 ApK)±2%; 9 V battery-powered
	CP4050		Bandwidth: 1 MHz; Maximum continuous current 50 Arms; Peak current 140 A; Switching ratio: 500 mV/A; 50 mV/A; DC measurement accuracy: 500 mV/A (20 mA-14 ApK) ±3%±20 mA; 50 mV/A (200 mA-100 ApK)±4%± 200 mA; 50 mV/A (100 A-140 ApK)±15% max; 9V battery-powered
	CP4070		Bandwidth: 150 KHz; Maximum continuous current 70 Arms; Peak current 200 A; Switching ratio: 50 mV/A; 5 mV/A; DC measurement accuracy: 50 mV/A (0.4 A-10 ApK) ±2%, 5 mV/A (1 A-200 ApK)±2%;9 V battery-powered
	CP4070A		Bandwidth: 300 KHz; Maximum continuous current 70 Arms; Peak current 200 A;Switching ratio: 100 mV/A;10 mV/A; DC measurement accuracy: 100 mV/A (50 mA-10 ApK) ±3%±50 mA; 10 mV/A (500 mA-40 ApK) ±4%±50 mA; 10 mV/A (40 A-200 ApK) ±15% max; 9 V battery-powered
	CP5030		Bandwidth: 50 MHz; Maximum continuous current 30 Arms; Peak current 50 A; Switching ratio: 100 mV/A; 1 V/A; AC/DC measurement accuracy: 1 A (±1%±1 mA); 100 mV/A (±1%±10 mA); Standard DC 12 V/1.2 A power adapter

Type	Model	Picture	Specifications
Current Probe	CP5030A		Bandwidth: 100 MHz; Maximum continuous current 30 Arms; Peak current 50 A; Switching ratio: 100 mV/A; 1 V/A; AC/DC measurement accuracy: 1 A ($\pm 1\% \pm 1$ mA); 100 mV/A ($\pm 1\% \pm 10$ mA); Standard DC 12 V/1.2 A power adapter
	CP5150		Bandwidth: 12 MHz; Maximum continuous current 150 Arms; Peak current 300 A; Switching ratio: 100 mV/A; 1 V/A; AC/DC measurement accuracy: 100 mV/A($\pm 1\% \pm 1$ mA); 10 mV/A ($\pm 1\% \pm 10$ mA); Standard DC 12 V/1.2 A power adapter
	CP5500		Bandwidth: 5 MHz; Maximum continuous current 500 Arms; Peak current 750 A; Switching ratio: 100 mV/A; 10 mV/A; AC/DC measurement accuracy: 100 mV/A ($\pm 1\% \pm 1$ mA); 10 mV/A ($\pm 1\% \pm 10$ mA); Standard DC 12 V/1.2 A power adapter
High Voltage Differential Probe	DPB4080		Bandwidth: 50 MHz; Maximum input differential voltage 800 V (DC + Peak AC); Range selection (attenuation ratio):10 X/100 X; Accuracy: $\pm 1\%$; Standard DC 9 V/1 A power adapter
	DPB5150		Bandwidth: 70 MHz; Maximum input differential voltage 1500 V (DC + Peak AC); Range selection (attenuation ratio): 50 X/500 X; Accuracy: $\pm 2\%$; Standard 5 V/ 1 A USB power adapter
	DPB5150A		Bandwidth: 100 MHz; Maximum input differential voltage 1500 V (DC + Peak AC); Range selection (attenuation ratio): 50 X/500 X; Accuracy: $\pm 2\%$; Standard 5 V/ 1 A USB power adapter
	DPB5700		Bandwidth: 70 MHz; Maximum input differential voltage 7000 V (DC + Peak AC); Range selection (attenuation ratio): 100 X/1000 X; Accuracy: $\pm 2\%$; Standard 5 V/1 A USB power adapter
	DPB5700A		Bandwidth: 100 MHz; Maximum input differential voltage 7000 V (DC + Peak AC); Range selection (attenuation ratio): 100 X/1000 X; Accuracy: $\pm 2\%$; Standard 5 V/1 A USB power adapter
High Voltage Probe	HPB4010		Bandwidth: 40 MHz; Maximum measurement voltage DC: 10 KV; AC(rms): 7 KV (sine); AC (Vpp): 20 KV (Pulse); attenuation ratio:1:1000; Accuracy: $\leq 3\%$

Type	Model	Picture	Specifications
Logic Probe	SPL1016		Logic Probe for SDS1000X+ series, 16-channel, 500 MSa/s
	SPL2016		Logic Probe for SDS2000X series, 16-channel, 500 MSa/s
Near-field Probe	SRF5030		Near Field Probe: H field probe sets (25 mm, 10 mm, 5 mm, 2mm), 30 MHz~3.0 GHz; distinguished within 10 cm range of the magnetic field; for EMI radiation interference and the intensity detector
	SRF5030T		Near Field Probe: H field probe sets (20 mm, 10 mm, 5 mm), E field probe (5 mm), 300 kHz~3.0 GHz; distinguished within 10 cm range of the magnetic field; for EMI radiation interference and the intensity detector
Isolated Front End	ISFE		Realize isolation among ordinary oscilloscope channels, isolation between the measured signal and ground, use USB 5 V power supply, plug and play, the maximum input voltage of up to ± 600 Vpk
GPIB	USB-GPIB		The USB Device interface extends into the GPIB interface, USB-GPIB adapter can more easily complete the task of the operation command through the GPIB, USB follow the USB2.0 specification, GPIB follow the IEEE488.2 standard
Demo Board (STB Test Board)	STB3		Output signals include square waves, sine, AM, pulse, PWM, fast edge, I2C, CAN, LIN signal etc
Deskew Fixture	DF2001A		Supporting power analysis software for calibration phase voltage and current probes generated during transmission
Cable	N-BNC-2L		N-BNC cable for SSA3000X Series; 2 GHz bandwidth

Type	Model	Picture	Specifications
Cable	N-N-6L		N-N cable for SSA3000X Series; 6 GHz bandwidth
	N-SMA-6L		N-SMA cable for SSA3000X Series; 6 GHz bandwidth
Reflection Bridge	RBSSA3X20		VSWR Bridge Kit for SSA3000X Series: Including Refl-SSA3000X (Software) VSWR Bridge (1 MHz ~ 2 GHz) N(M)-N(M) adapter (2 pcs)
SSA3000X Utility Kit	UKitSSA3X		Utility Kit for SSA3000X Series: N (M) -SMA (M) cable, N (M) -N (M) cable, N (M) -BNC (F) adaptor (2 pcs), N (M) -SMA (F) adaptor (2 pcs), 10 dB attenuator
Logic Analyzer	SLA1016		16 logic analyzer hardware module, suitable for SDS1000X-E 4 channel series oscilloscope
WIFI Adapter	TL_WN725N		usb-wifi adapter, suitable for SDS1000X-E 4 channel series oscilloscope
USB AWG Module	SAG1021		Output Sine, Square, Ramp, pulse, Noise, DC and 45 built-in waveforms.The arbitrary waveforms can be accessed and edited by the EasyWave PC software
Rack Mount	SDS1X-E-RMK		The height is 4U, suitable for SDS1000X-E oscilloscope
	SDG-RMK		Single instrument rack mount kit 19" shelf design is compatible with the SDG800, SDG1000, SDG1000X, SDG2000X, SDG6000X, and SDG5000 series function generators as well as the SDM3000 series of DMMs
	SSA-RMK		

Type	Model	Picture	Specifications
Rack Mount	SPD3000-RMK		Compatible with SPD3000X / X-E / D / S / C models.4U rack height
	SDS2000-RMK		19" rack mount kit for a single SDS2000 or SDS2000X series oscilloscopes
Amplifier	SPA1010		<p>Increase the voltage and current output capabilities to generators like the SIGLENT SDG family.</p> <p>Typical Input Impedance: 15kΩ</p> <p>Input:</p> <p>+/- 6.5V Vpp (Gain: X1)</p> <p>+/- 1.3 V (Gain: X10)</p> <p>Gain: Switched 10V/1V and 10V/10V</p> <p>Output Voltage: 25.4 Vpp</p> <p>Output Current: 1.12 A</p> <p>Slew Rate: ≥ 90 V/μs</p> <p>Overshoot: $\leq 4\%$</p> <p>Compatible with all SIGLENT SDG series generators</p>
Attenuator	ATT-20 dB		